


Cordis **VISTA BRITE TIP**[™]

Guiding Catheter

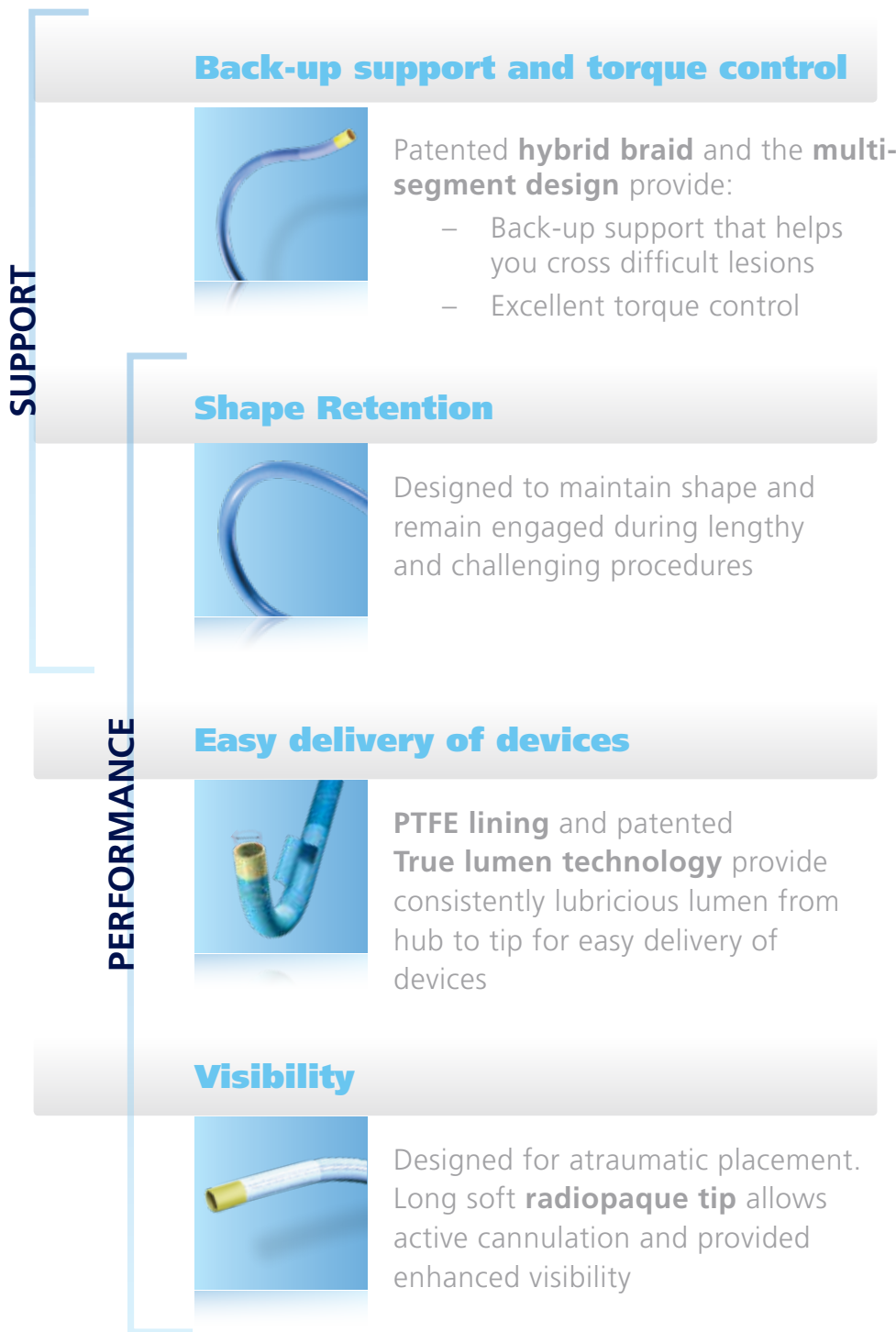
Designed for
**support and
performance**



Giving you the confidence and support
even in challenging cases

Guiding Catheters

Designed for support and performance



Hybrid braid

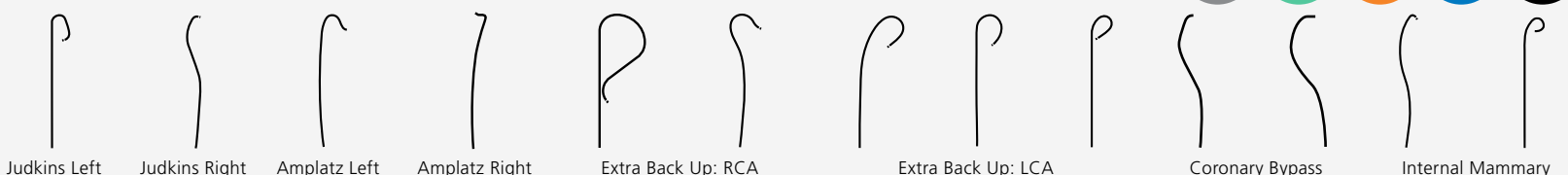
Multi-segment design / radiopaque tip

PTFE liner /

True lumen technology

Guiding Catheters are available in a wide range of shapes and configurations.

- 5F.056"
- 6F.070"
- 7F.078"
- 8F.088"
- 9F.098"


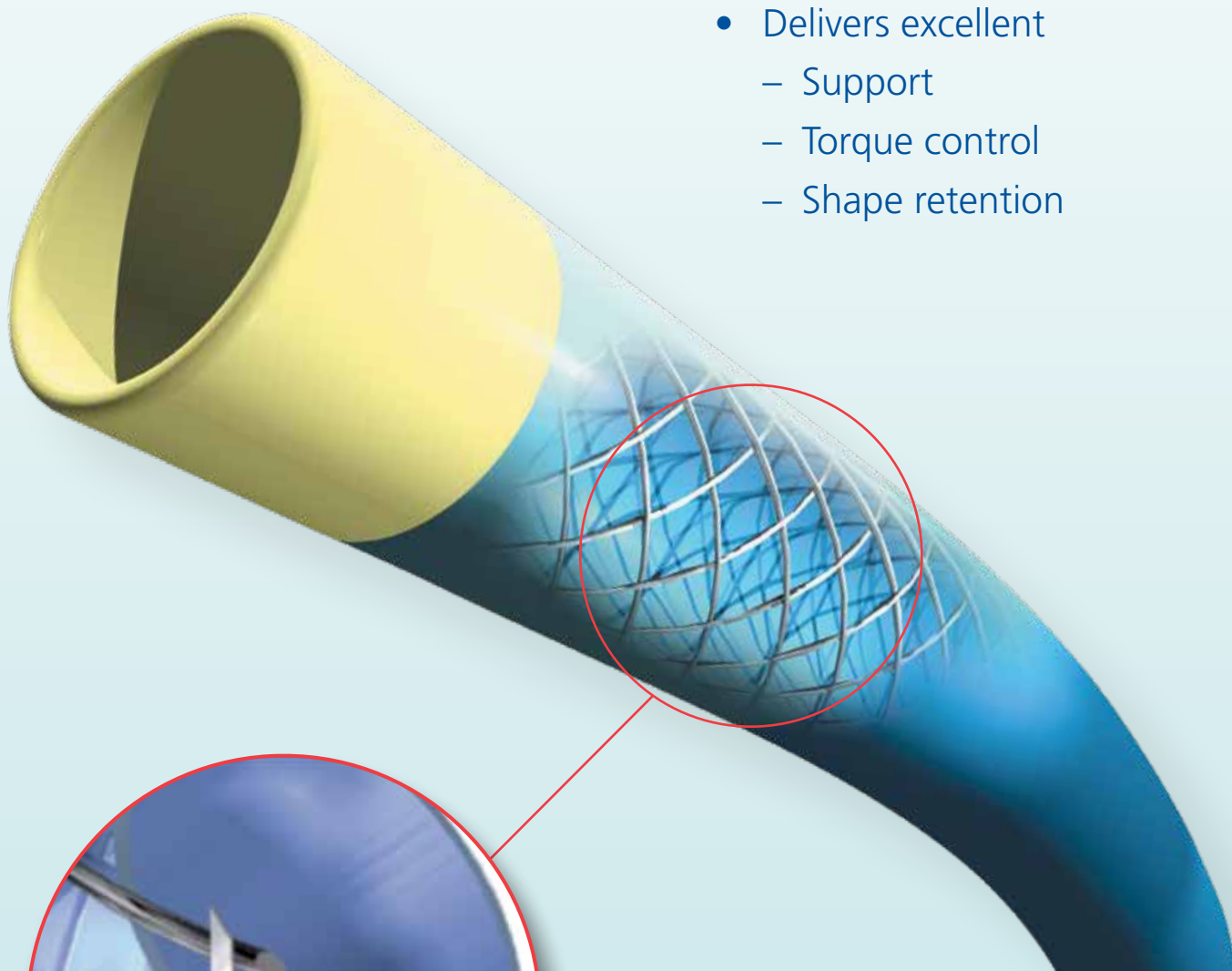


Cordis **VISTA BRITE TIP™**

Guiding Catheter – Designed for support and performance

Hybrid Braid Construction

- Patented hybrid braiding
- Allows for a thin wall without sacrificing support
- Delivers excellent
 - Support
 - Torque control
 - Shape retention



Back-up support and torque control
Shape retention

Cordis **VISTA BRITE TIP™**

Guiding Catheter – Designed for support and performance

Multi-Segment Design

A variation of design and materials to balance strength and flexibility promoting:

- Coaxial alignment
- Kink resistance
- Support

Kink Resistant Segment

The segment absorbs the kink forces between the firm shaft and the soft distal segments.

The Bright Tip

The Bright Tip is ultra-soft to ensure safe engagement.

Coaxial Segment

This soft braided segment optimizes tip flexibility and provides gentle cannulation.

Torque/Support Segment


This segment delivers a 1:1 transfer of torsional and lateral force from hub to distal end. Moreover, it ensures a solid foundation for support.

Back-up support and torque control

Shape retention

Excellent visibility

PTFE Lining and patented **True lumen** Technology provide consistently lubricious lumen from hub to tip for easy delivery of devices.



PTFE Lining Throughout

True lumen technology

Guarantees precise diameters from hub to tip (0.070" for 6F)

Easy delivery of devices

Cordis **VISTA BRITE TIP™**

Guiding Catheter – Designed for support and performance

Long VISTA BRITE TIP™

Guiding Catheter

Provides additional support and stability.

- 16 mm tip, flexible and atraumatic
- Deep intubation for active support
- Conformity with the anatomy of the vessels

**16 mm
ultra soft tip
facilitates
active support**

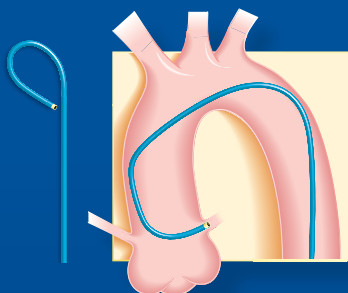


Long VISTA BRITE TIP™
Guiding Catheter

Cordis Offers a Complete Line of **Extra Back-up**

Guides For Both the Left and Right Coronary Arteries

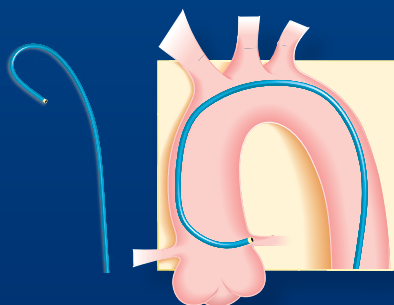
LCA



XB

First choice guiding catheter, adapted to most anatomies which allows very good coronary support and with minimal trauma.

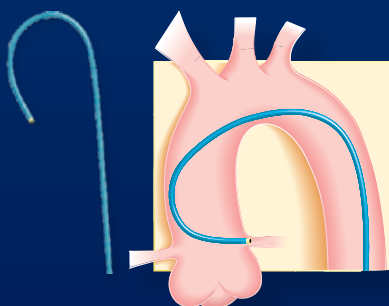
- More backup support than JL
- Allows good coaxial alignment to intubate the circumflex and left anterior descending (LAD) arteries
- Adapted for normal ostium take-off
- 1/2 size down from JL standard (XB 3.5 = JL4)
- Suited for transradial procedures, including XB-2.5



XBC

An extra backup shape for the left coronary and adapted to a short or absent left main and to a very angular CX origin.

- More backup support than JL
- Adapted for normal, superior or inferior aortic take-offs
- 1/2 size down from JL standard (XBC 3.5 = JL4)
- Suited for transradial procedures

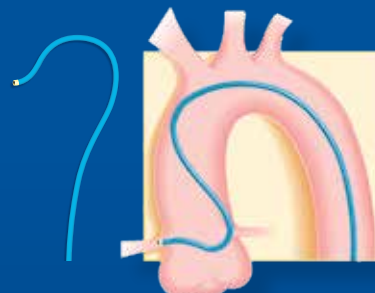


XBLAD

Extra-support for the intubation of the left coronary and more specifically designed for the LAD.

- More support than a JL4 and enables extra support for LAD
- Adapted for superior aortic take-offs
- 1/2 size down from JL standard (XBLAD 3.5 = JL4)
- Suited for transradial procedures

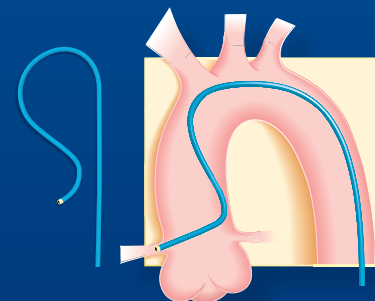
RCA



XBRCa

The Extra Back up shape designed for the Right Coronary.

- More support than an Amplatz or JR shapes
- Adapted for normal or superior aortic take-offs



XBR

Another Extra Back up shape designed for the Right Coronary.

- More support than an Amplatz or JR shapes
- Adapted for normal and inferior take-offs
- XBR1 for normal aortas and XBR2 for dilated aortas



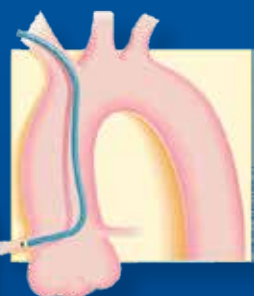
Extra-Back up
shapes available

Cordis **VISTA BRITE TIP™**

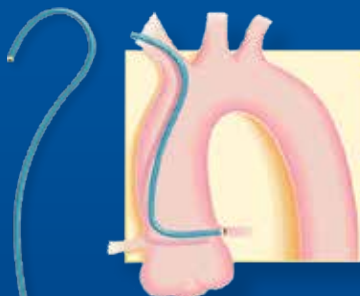
Guiding Catheter – Designed for support and performance

Extra Back-up in Transradial Interventions

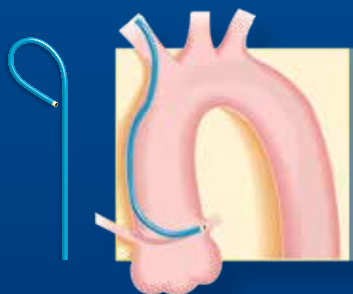
Judkins Fajadet Right (JFR)



Judkins Fajadet Left (JFL)



A modification of the Judkins catheters especially developed for giving extra back up during transradial procedures.



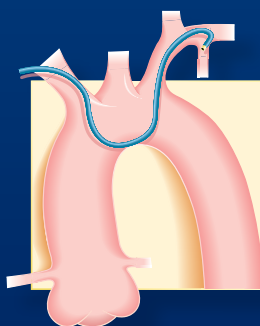
XB 2.5

In general, engagement of the left coronary artery requires smaller catheters (i.e. a JL 3.5 compared with a JL 4) compared with those used for femoral or left radial approaches. XB-2.5 is a smaller curve of the best selling XB family. Suitable for aortas in which JL-3.0 would be needed radially.

IM Options via Radial

Barbeau IM Curve

Coronarography and angioplasty via right radial approach of left and right internal mammary arteries.



3D LIMA 90 Curve

Coronarography and angioplasty via right radial approach of left and right internal mammary arteries.

Angioplasty of the renal artery using right or left radial approach.

LONG Catheters

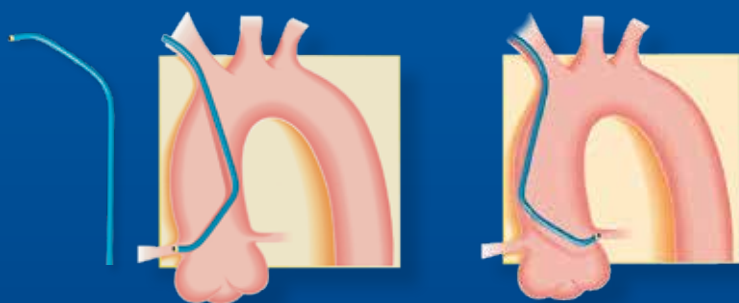
Cordis offers a number of guiding catheters longer than the standard 100 cm for:

- very tall patients
- tortuous anatomy
- angioplasty of the renal artery using right or left radial approach

Radial Solutions: Special Radial Shapes

Radial Bi-Lateral / Multipurpose

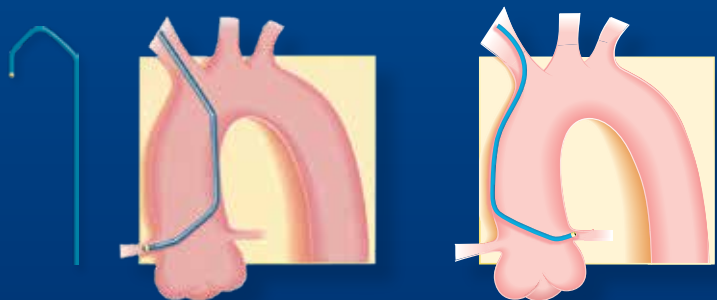
Cordis offer a series of catheter choices to cannulate both the LCA and RCA.



Barbeau

Coronary catheterisation via right radial access of the left and right coronary arteries.

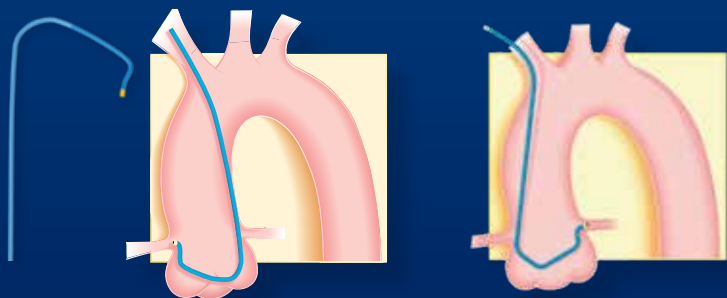
- Primary curve of 135 degrees added to an MPA catheter (Multipurpose A)
- Can be used for the right and left ostium cannulation
- Curvature very suitable for the right coronary artery
- If the left coronary artery is difficult to cannulate use a XB catheter



Radial Brachial (RB)

Designed to perform the right transradial Kimmy Technique, can be used to engage both the left and right coronary arteries.

The shape is designed with three angles that allow contralateral wall support and tip engagement.

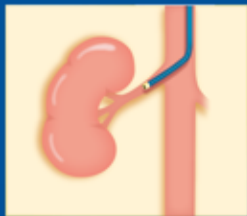


Brachial left (BL) (Tilon)

Coronary catheterisation via right radial access of the left and right coronary arteries.

- Allows effective cannulation of the left coronary artery
- Allows easy and effective cannulation of the right coronary artery when the ostium is at the same level as the left ostium

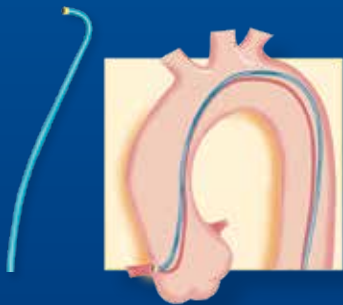
Angioplasty of renal artery using left or right radial access



MPA 115 cm – 125 cm Curve / JR4 125 cm

- Allows cannulation of ostiums of descending arteries
- Alternative for patients with no femoral access

Other shapes

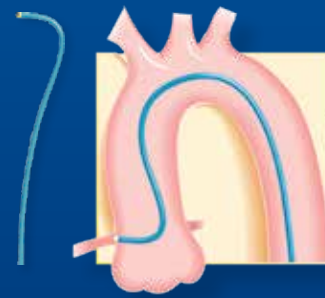


3DRC (Williams Technique)

A popular choice of guiding catheter, suitable for most anatomies of the right coronary.

Three-dimensional curve allows for limited torque needed for its insertion in the right coronary artery. Suitable for:

- ostial lesions
- right and left internal mammary arteries



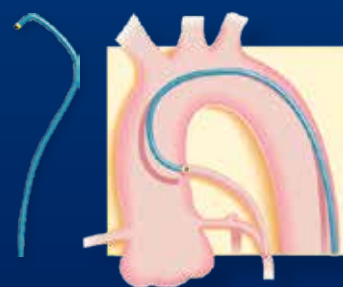
Hockey Stick – HS Curve

Guiding catheter which are able to catheterise the right coronary artery and right saphenous vein bypass grafts.

The HS offers more support than a Judkins right (JR) and can be a first choice catheter.

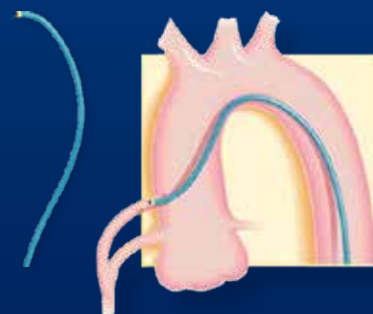
Adapted to radial approach.

Other Options for PCI in Coronary Bypass



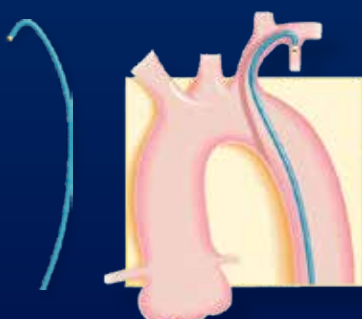
LCB

Left Coronary Artery via Femoral.



RCB

Right Coronary Artery via Femoral.



IM

Internal mammary femoral access.

Cordis **VISTA BRITE TIP**[™]

Guiding Catheter Designed for support and performance

- 1. Back-up support and torque control**
- 2. Shape retention**
- 3. Easy delivery of devices**
- 4. Excellent visibility**

Giving you the confidence and support even in challenging cases

Cordis **VISTA BRITE TIP**[™]

























Guiding Catheter

Available in a wide variety of shapes, including transradial-specific, and from 5F to 9F




Guiding Catheters

Left Coronary Judkins Technique

JUDKINS LEFT

SHAPE			5F	6F	7F	8F
Name	Picture	Observation				
JL 3				670-000-00	778-000-00	588-812
JL 3 SH		2 side holes			778-001-00	
JL 3.5				670-002-00	778-002-00	588-851
JL 3.5 LBT		Long VISTA BRITE TIP™	556-002-0L			
JL 3.5 ST		short tip		670-012-00	778-012-00	
JL 3.5 SH		2 side holes		670-003-00	778-003-00	588-832
JL 4				670-004-00 670-004-0E	778-004-00	588-823
JL 4		90 cm		670-004-90		
JL 4 LBT		Long VISTA BRITE TIP™	556-004-0L	670-004-0L		
JL 4 ST		short tip		670-014-00	778-014-00	
JL 4 SH		2 side holes		670-005-00	778-005-00	588-834
JL 4 ST SH		short tip, 2 side holes			778-015-00	
JL 4		125 cm		SM7435*	SM6987*	
JL 4 SH		125 cm, 2 side holes				SM7128*
JL 4.5				670-006-00	778-006-00	588-852
JL 4.5 LBT		Long VISTA BRITE TIP™	SM7329*			
JL 4.5 ST		short tip		670-016-00		
JL 4.5 SH		2 side holes			778-007-00	588-810
JL 5				670-008-00	778-008-00	588-853
JL 5 LBT		Long VISTA BRITE TIP™	556-008-0L			
JL 5 SH		2 side holes			778-009-00	588-800
JL 5		125 cm		SM7361*	SM6731*	
JL 6				670-010-00	778-010-00	588-854
JL 6		125 cm			SM7445*	

JUDKINS CURVED LEFT








JCL 3.5				670-026-00		
JCL 3.5 SH		2 side holes		670-027-00		
JCL 4				670-028-00		

* Please note that the modified standard catheters will be produced on special request and are subject to longer delivery times and list prices.

Guiding Catheters

Left Coronary Extra Back-Up Shapes

EXTRA BACK-UP






SHAPE			5F	6F	7F	8F
Name	Picture	Observation				
XB 2.5				SM7465*		
XB 3				670-052-00	778-052-00	588-829
XB 3 LBT		Long VISTA BRITE TIP™	SM7328*			
XB 3 SH		2 side holes		670-053-00	778-053-00	588-875
XB 3.5				670-054-00	778-054-00	588-882
XB 3.5		90 cm		670-054-90		
XB 3.5 LBT		Long VISTA BRITE TIP™	556-054-0L	670-054-0L		
XB 3.5 SH		2 side holes		670-055-00	778-055-00	588-885
XB 3.5 LBT		Long VISTA BRITE TIP™, 120 cm	SM7400*			
XB 3.5		125 cm		SM7437*	SM6991*	
XB 4				670-056-00	778-056-00	588-894
XB 4		125 cm		SM7363*		
XB 4 LBT		Long VISTA BRITE TIP™	556-056-0L			
XB 4 SH		2 side holes		670-057-00	778-057-00	588-896
XB 4.5				670-058-00	778-058-00	
XB 4.5 SH		2 side holes		670-059-00	778-059-00	
XBC 3				670-070-00		
XBC 3 SH		2 side holes		670-071-00		
XBC 3.5				670-072-00		
XBC 3.5 LBT		Long VISTA BRITE TIP™	SM7466			
XBC 3.5 SH		2 side holes		670-073-00		
XBC 4				670-074-00		
XBC 4.5 SH		2 side holes		670-077-00		
XBLAD 3				670-066-00		
XBLAD 3 SH		2 side holes		670-067-00		
XBLAD 3.5				670-060-00	778-060-00	588-8100

* Please note that the modified standard catheters will be produced on special request and are subject to longer delivery times and list prices.

Guiding Catheters

Left Coronary Extra Back-Up Shapes

EXTRA BACK-UP

SHAPE			5F	6F	7F	8F
Name	Picture	Observation				
XBLAD 3.5 LBT		Long VISTA BRITE TIP™	556-060-0L			
XBLAD 3.5 SH		2 side holes		670-061-00	778-061-00	588-8103
XBLAD 4				670-062-00	778-062-00	588-8101
XBLAD 4 SH		2 side holes		670-063-00	778-063-00	
XBLAD 4.5				670-064-00		

Left Coronary Amplatz Technique

AMPLATZ LEFT

SHAPE			5F	6F	7F	8F
Name	Picture	Observation				
AL .75				670-034-00	778-034-00	588-890
AL .75 SH		2 side holes		670-035-00		
AL 1				670-036-00	778-036-00	588-843
AL 1 LBT		Long VISTA BRITE TIP™	SM7331*	SM7389*		
AL 1 ST		short tip		670-044-00	778-044-00	588-870
AL 1 SH		2 side holes		670-037-00	778-037-00	588-847
AL 1 ST SH		short tip, 2 side holes			778-045-00	
AL 1		125 cm		SM7438*	SM7115*	
AL 1.5				670-038-00	778-038-00	
AL 1.5 SH		2 side holes			778-039-00	588-878
AL 2				670-040-00	778-040-00	588-844
AL 2		90 cm				588-844T
AL 2		125 cm		SM7279*		

* Please note that the modified standard catheters will be produced on special request and are subject to longer delivery times and list prices.

Guiding Catheters









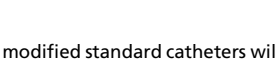

Left Coronary Amplatz Technique

AMPLATZ LEFT

SHAPE			5F	6F	7F	8F
Name	Picture	Observation				
AL 2 LBT		Long VISTA BRITE TIP™	556-040-0L	670-040-0L		
AL 2 ST		short tip			778-048-00	
AL 2 SH		2 side holes		670-041-00	778-041-00	588-848
AL 3				670-042-00	778-042-00	588-849
AL 3		125 cm			SM6988*	
AL 3 LBT		Long VISTA BRITE TIP™	SM7332*			
AL 3 SH		2 side holes			778-043-00	588-891

Right Coronary Judkins Technique

JUDKINS RIGHT





SHAPE			5F	6F	7F	8F
Name	Picture	Observation				
JR 3.5				670-080-00	778-080-00	588-855
JR 3.5 LBT		Long VISTA BRITE TIP™	556-080-0L	SM7390*		
JR 3.5 SH		2 side holes		670-081-00	778-081-00	588-828
JR 4				670-082-00	778-082-00	588-830
JR 4		90 cm		670-082-90		
JR 4 LBT		Long VISTA BRITE TIP™	556-082-0L	670-082-0L		
JR 4 LBT		110 cm	SM7426*			
JR 4 ST		short tip		670-090-00	778-090-00	
JR 4 SH		2 side holes		670-083-00	778-083-00	588-831
JR 4		125 cm		SM7436*		
JR 4 SH		125 cm, 2 side holes			SM7444*	
JR 4.5 ST		short tip			778-092-00	

* Please note that the modified standard catheters will be produced on special request and are subject to longer delivery times and list prices.

Guiding Catheters






Right Coronary Judkins Technique

JUDKINS RIGHT




SHAPE			5F	6F	7F	8F
Name	Picture	Observation				
JR 5				670-084-00	778-084-00	588-856
JR 5		125 cm		SM7359*		
JR 5 LBT		Long VISTA BRITE TIP™	SM7330			
JR 5 SH		2 side holes			778-085-00	

Right Coronary Extra Back-Up Shapes

RIGHT CORONARY EXTRA BACK-UP SHAPES

SHAPE			5F	6F	7F	8F
Name	Picture	Observation				
XBR 1				670-122-00		
XBR 1 SH		2 side holes		670-123-00		
XBR 2				670-124-00		
XBRCA				670-126-00		
XBRCA SH		2 side holes		670-127-00		

WILLIAMS TECHNIQUE









SHAPE			5F	6F	7F	8F
Name	Picture	Observation				
3DRC				670-130-00		
3DRC LBT		Long VISTA BRITE TIP™	SM7599*			
3DRC SH		2 side holes		670-131-00		

* Please note that the modified standard catheters will be produced on special request and are subject to longer delivery times and list prices.

Guiding Catheters

Right Coronary Amplatz Technique













AMPLATZ RIGHT

SHAPE						
Name	Picture	Observation	5F	6F	7F	8F
AR 1				670-110-00	778-110-00	588-845
AR 1 LBT		Long VISTA BRITE TIP™	SM7333	670-110-0L		
AR 1 SH		2 side holes			778-111-00	588-836
AR 1		125 cm			SM7296*	
AR 2				670-112-00	778-112-00	588-846
AR 2		125 cm		SM7360*		
AR 2 LBT		Long VISTA BRITE TIP™	556-112-0L	670-112-0L		
AR 2 SH		2 side holes		670-113-00	778-113-00	588-837

Guiding Catheters

Transradial / Brachial Technique










TRANSRADIAL TECHNIQUE

SHAPE			5F	6F	7F	8F
Name	Picture	Observation				
RBL 4				SM7717*		
CAS 2				SM6877*		
CAS 3				SM7066*		
SON 1				SM7166*		
RB		Kimny Technique	556-172-0L	670-172-00		
Barbeau			556-174-0L	670-174-00		
Barbeau		125 cm		SM7713*		
3D LIMA 90				SM7501*		
IM Barbeau			SM7641	SM7638*		
JFL			556-162-0L	670-162-00		
JFR			556-168-0L	670-168-00		
XB 2.5				SM7465*		




Guiding Catheters

Multipurpose

MULTIPURPOSE




SHAPE			5F	6F	7F	8F
Name	Picture	Observation				
MPA 1 LBT		Long VISTA BRITE TIP™ 100 cm	556-270-0L			
MPA 1				670-270-00	778-270-00	588-842
MPA 1 LBT		Long VISTA BRITE TIP™		670-270-0L		
MPA 1 SH		2 side holes		670-271-00	778-271-00	588-892
MPA 1		125 cm		SM7477*	SM7206*	
MPA 1 SH		125 cm, 2 side holes			SM7482*	
MPA 2		125 cm		SM7394*		
MPB 1				670-272-00		
MPB 1 SH		2 side holes			778-273-00	

HOCKEY STICK

SHAPE			5F	6F	7F	8F
Name	Picture	Observation				
H-STICK				670-278-00	778-278-00	588-841
H-STICK LBT		Long VISTA BRITE TIP™	556-278-0L	670-278-0L		
H-STICK SH		2 side holes		670-279-00	778-279-00	588-850

Bypass

LEFT CORONARY BYPASS



SHAPE			5F	6F	7F	8F
Name	Picture	Observation				
LCB				670-180-00	778-180-00	588-815
LCB LBT		Long VISTA BRITE TIP™	SM7327*			
LCB SH		2 side holes		670-181-00	778-181-00	

* Please note that the modified standard catheters will be produced on special request and are subject to longer delivery times and list prices.





Guiding Catheters

Bypass

RIGHT CORONARY BYPASS

SHAPE			5F	6F	7F	8F
Name	Picture	Observation				
RCB				670-182-00	778-182-00	588-816
RCB SH		2 side holes		670-183-00	778-183-00	

INTERNAL MAMMARY

SHAPE			5F	6F	7F	8F
Name	Picture	Observation				
IM				670-190-00	778-190-00	588-817
IM		90 cm		670-190-90		
IM SH		2 side holes		670-191-00	778-191-00	588-820
IM LBT		Long VISTA BRITE TIP™	556-190-0L			

Long Catheters

Long Catheters

Name	Observation	5F	6F	7F	8F
AL 1	125 cm		SM7438*	SM7115*	
AL 2	125 cm		SM7279*		
AL 3	125 cm			SM6988*	
AR 1	125 cm			SM7296*	
AR 2	125 cm		SM7360*		
BARBEAU	125 cm		SM7713*		
IM	125 cm		SM7370*		
JL 4	125 cm		SM7435*	SM6987*	
JL 4	125 cm 2 side holes				SM7128*
JL 5	125 cm		SM7361*	SM6731*	
JR 4	125 cm		SM7436*		
JR 4	125 cm 2 side holes				SM 7444*
JR 4	110 cm Long Brite Tip	SM7426*			
MPA 1	125 cm		SM7477*	SM7206*	
MPA 1	125 cm 2 side holes			SM7482*	
MPA 2	125 cm		SM7394*		
XB 3	125 cm			SM7395*	
XB 3.5	125 cm			SM6991*	
XB 3.5	120 cm Long Brite Tip	SM7400*			
XB 4	125 cm		SM7363*		

* Please note that the modified standard catheters will be produced on special request and are subject to longer delivery times and list prices.

Guiding Catheters

Long VISTA BRITE TIP™

Long VISTA BRITE TIP™

- Available in 6F .070" & 5F .056"
- Active back up support through deep seating
- Atraumatic ostial coaxial alignment by the excellent tip conformability
- Good tip visibility
- Atraumatic TIP

LEFT CORONARY JUDKINS TECHNIQUE

JUDKINS LEFT

Name	Observation	5F	6F	7F	8F
JL 3.5		556-002-0L			
JL 4		556-004-0L	670-004-0L		
JL 4.5		SM7329			
JL 5		556-008-0L			

LEFT CORONARY EXTRA BACK-UP SHAPES

EXTRA BACK-UP

Name	Observation	5F	6F	7F	8F
XB 3.0		SM7328			
XB 3.5		556-054-0L	670-054-0L		
XBLAD 3.5		556-060-0L			
XB 4		556-056-0L			

LEFT CORONARY AMPLATZ TECHNIQUE

AMPLATZ LEFT

Name	Observation	5F	6F	7F	8F
AL 1		SM7331	SM7389*		
AL 2		556-040-0L	670-040-0L		
AL 3		SM7332			

RIGHT CORONARY JUDKINS TECHNIQUE

JUDKINS RIGHT

Name	Observation	5F	6F	7F	8F
JR 3.5		556-080-0L	SM7390*		
JR 4		556-082-0L	670-082-0L		
JR 4	110 cm	SM7426*			
JR 5		SM7330*			

* Please note that the modified standard catheters will be produced on special request and are subject to longer delivery times and list prices.

Guiding Catheters

Long VISTA BRITE TIP™

RIGHT CORONARY AMPLATZ TECHNIQUE

AMPLATZ RIGHT

Name	Observation	5F	6F	7F	8F
AR 1		SM7333*	670-110-0L		
AR2		556-112-0L	670-112-0L		

TRANSRADIAL / BRACHIAL TECHNIQUE

Name	Observation	5F	6F	7F	8F
JFL		556-162-0L			
JFR		556-168-0L			
RB		556-172-0L			
BARBEAU		556-174-0L			

MULTIPURPOSE

MULTIPURPOSE A 1

Name	Observation	5F	6F	7F	8F
MPA 1	90 cm	556-270-0L			
MPA 1			670-270-0L		

HOCKEY STICK

Name	Observation	5F	6F	7F	8F
H-STICK LBT		556-278-0L	670-278-0L		

BYPASS

INTERNAL MAMMARY

Name	Observation	5F	6F	7F	8F
IM		556-190-0L			

LEFT CORONARY BY PASS

Name	Observation	5F	6F	7F	8F
LCB		SM7327*			

* Please note that the modified standard catheters will be produced on special request and are subject to longer delivery times and list prices.

Guiding Catheters

ECO-PAC FIVE PACS

LEFT CORONARY JUDKINS TECHNIQUE

Name	Observation	5F	6F	7F	8F
JL 4			670-004-0E		

LEFT CORONARY EXTRA BACK-UP SHAPES

Name	Observation	5F	6F	7F	8F
XB 3.5			670-054-0E		

RIGHT CORONARY JUDKINS TECHNIQUE

Name	Observation	5F	6F	7F	8F
JR 4			670-082-0E		

For more information please visit www.cardinalhealth.co.uk



For Healthcare Professionals Only.

Important information: Prior to use, refer to the instructions for use supplied with this device for indications, contraindications, side effects, suggested procedure, warnings and precautions. As part of its continuous product development policy, Cordis reserves the right to change product specifications without prior notification. Please contact your Cordis representative for additional product availability information. CORDIS, Cordis LOGO, VISTA BRITE TIP and BRITE TIP are trademarks of Cardinal Health and may be registered in the US and/or in other countries. © 2020 Cardinal Health. All Rights Reserved. 100552147 01/2020.

Cordis[™]
A Cardinal Health company