



# VIDAS<sup>®</sup> EMERGENCY PANEL


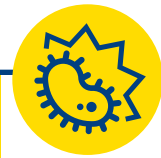
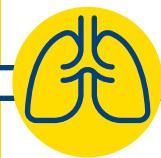



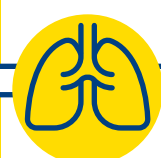



Fast results you can trust



PIONEERING DIAGNOSTICS

# WHEN TIME MATTERS

How do you rapidly and accurately identify life-threatening emergencies to initiate appropriate treatment?

SYMPTOMS	SUSPECTED DISEASES	CHALLENGES	RECOMMENDATIONS FOR BIOMARKER TESTING
 FEBRILE STATE	 INFECTION VIRAL/BACTERIAL	<b>SEPSIS</b> <ul style="list-style-type: none"><li>• is the cause of 35 to 52% of all hospital deaths<sup>1</sup></li><li>• 1 out of 12 people in the hospital has sepsis, 1 in 4 die<sup>2</sup></li></ul>	<b>Procalcitonin (PCT)</b> <ul style="list-style-type: none"><li>• Early detection of sepsis</li><li>• Monitoring of response to treatment<sup>4</sup></li><li>• Antibiotic stewardship</li></ul>
	 RESPIRATORY INFECTION	<b>LRTI</b> <ul style="list-style-type: none"><li>• Most deadly communicable disease<sup>5</sup></li><li>• 50% of antibiotics prescribed for acute respiratory conditions are unnecessary<sup>6</sup></li></ul> <small>LRTI: Lower Respiratory Tract Infection</small>	<b>Procalcitonin (PCT)</b> <ul style="list-style-type: none"><li>• Identify patients who would benefit from not starting antibiotic therapy</li><li>• Determine when it is safe to discontinue treatment</li></ul>
 DYSPNEA	 CARDIAC	<b>HEART FAILURE (HF)</b> <ul style="list-style-type: none"><li>• 10-50% 1-year mortality<sup>*8,9</sup></li><li>• Most common cause of hospitalization in people &gt; 65 y.o.<sup>10</sup></li><li>• 1-2% of total direct healthcare expenditure<sup>11</sup></li></ul> <small>* Depending on the type (preserved versus reduced Ejection Fraction) and severity.</small>	<b>NT-proBNP</b> <ul style="list-style-type: none"><li>• Diagnosis: rule-out or rule-in of HF in patients with acute dyspnea and suspected acute HF<sup>13</sup></li></ul> <div> <i>Natriuretic peptides (NPs) are also considered as first-line tools for the diagnosis of chronic HF.</i></div>
	 RESPIRATORY	<b>VTE PE/DVT</b> <ul style="list-style-type: none"><li>• 59% of VTE-related deaths are due to undiagnosed PE<sup>14</sup></li><li>• 1 in 4 people die from thrombosis-related causes<sup>15</sup></li></ul> <small>VTE: Venous Thromboembolism • DVT: Deep Vein Thrombosis • PE: Pulmonary Embolism</small>	<b>D-Dimer</b> <ul style="list-style-type: none"><li>• Safe PE/DVT exclusion in suspected patients with low and intermediate PTP*</li><li>• Highly sensitive D-dimer with clinical assessment as first investigation step in patients with suspected VTE<sup>16,17,18</sup></li></ul> <div><small>* Pre-Test Probability</small>  <i>In unprovoked VTE, D-Dimer is part of the HERDOO2 rule that identifies low-risk women who can safely discontinue anticoagulants after short-term therapy.</i></div>
 CHEST PAIN	 CARDIAC	<b>ACUTE CORONARY SYNDROME (ACS)</b> <ul style="list-style-type: none"><li>• Acute myocardial infarction (AMI) : 20-30% of ED patients with chest pain<sup>19</sup></li><li>• 5-10% STEMI   15-20% NSTEMI<sup>20</sup></li><li>• NSTEMI: 13% mortality rate at 6 months<sup>19</sup></li></ul> <small>ED: Emergency Department • STEMI: ST-segment Elevation Myocardial Infarction • NSTEMI: Non-ST-segment Elevation Myocardial Infarction • NSTEMI-ACS: Non-ST-segment Elevation Acute Coronary Syndromes</small>	<b>Cardiac Troponins</b> <ul style="list-style-type: none"><li>• Distinction between NSTEMI and unstable angina<sup>21</sup></li><li>• Rapid rule-out and rule-in strategies including high-sensitivity assays<sup>22,23</sup></li><li>• Recommended in all patients with suspected NSTEMI-ACS<sup>21</sup></li></ul>




## How do you rapidly and accurately identify life-threatening emergencies to initiate appropriate treatment?

## Improve patient outcomes and optimize patient management in the Emergency Department.



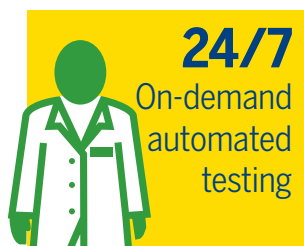


# VIDAS® EMERGENCY PANEL



## BECAUSE IT MAKES SENSE ON VIDAS®

All key emergency tests on **a single instrument**, allowing you to **manage the STAT samples apart from your routine activity**



**24/7**  
On-demand  
automated  
testing



**Rapid**  
results:  
- **only 20 minutes**  
**easy-to-use**  
benchtop instrument



**1 patient**  
**1 test**



**All-inclusive**  
**kits, limited**  
calibrations  
and controls



**MTBF**  
**>700**  
**days**

**High-quality and cost-effective diagnostic tests for rapid, safe and efficient patient triage**

Discover bioMérieux range of clinical booklets for diagnostics support on <https://www.biomerieux.com/en/educational-booklets>

	VIDAS® Emergency panel	
VIDAS® B•R•A•H•M•S PCT™	30450	60 tests
VIDAS® NT-proBNP2	30458	60 tests
VIDAS® High sensitive Troponin I	415386	60 tests
VIDAS® CK-MB	30421	30 tests
VIDAS® Myoglobin	30446	30 tests
VIDAS® D-DIMER EXCLUSION™ II	30455-02	60 tests

Some of these reagents have not yet obtained regulatory clearance in some countries and some references may vary according to the country. Please contact your local bioMérieux representative for further information and product availability.

### REFERENCES

- Liu, JAMA 2014; **2**. Rudd KE *et al.*, Global, regional, and national sepsis incidence and mortality, 1990-2017: analysis for the Global Burden of Disease Study, Lancet 2020; 395: 200-11. **3**. Kumar A, *et al.* Crit Care Med. 2006 Jun; 34(6): 1589-96. **4**. Brunkhorst FM, Heinz U, Forycki ZF. Intensive Care Med 1998; 24:888-9. **5**. WHO. **6**. Fleming-Dutra KE, *et al.* JAMA. 2016 May 3;315(17):1864-73. **7**. D D Creer *et al.* Thorax. 2006 Jan; 61(1): 75-79. **8**. P. Ponikowski *et al.* ESC Heart Failure 2014; 1: 4-25. **9**. M. R. Cowie *et al.* ESC Heart Failure 2014; 1: 110-145. **10**. Azad N, Lemay G. JGC. 2014; 11(4): 329-337. **11**. M. R. Cowie *et al.* ESC Heart Failure 2014; 1: 110-145. **12**. Matsue Y, *et al.* J Am Coll Cardiol. 2017; 69: 3042-3051. **13**. Januzzi JL, van Kimmenade R, *et al.* Eur Heart J. 2006; 27:330-7. **14**. Cohen AT, Agnelli G. Thromb Haemost. 2007; 98: 756-64. 15. <http://www.worldthrombosisday.org> (2015). **16**. Huisman MV, Klok FA. J Thromb Haemost 2013; 11: 412-22. **17**. Righini M, Perrier A, De Moerloose P, Bounameaux H. J Thromb Haemost. 2008; 6: 1059-71. **18**. Konstantinides SV, *et al.* Eur Heart J. 2014;35:3033-69, 3069a-3069k. **19**. Roffi M, *et al.* Eur Heart J. 2016; 37: 267-315. **20**. Mueller C, *et al.* Eur Heart J. 2015 Aug 29; pii: ehv409. **21**. 2015 ESC guidelines. **22**. Mueller C, *et al.* Eur Heart J Acute Cardiovasc Care. 2017; 6: 218-222. **23**. Mockel M, *et al.* Eur Heart J Acute Cardiovasc Care. 2017; 6: 212-217. **24**. Gregoriano C, *et al.* J. of Thor Dis 2020; 12(suppl 1): S5-S15. **25**. MOSES study: CCMjournal.org 2017. **26**. Iankova I *et al.*, Critical Care Medicine, 46(5)2017. **27**. Hoste EAJ *et al.* J Am Soc Nephrol. 2003; 14: 1022-1030. **28**. Albrich WC, *et al.* Arch Intern Med. 2012; 172(9): 715-722. **29**. Schuetz P, *et al.* Cochrane Database Syst Rev. 2017; 10: CD007498. **30**. Schuetz P, *et al.* Lancet Infect Dis. 2017 S1473-3099(17)30592-3. **31**. Moe GW, Howlett J, Januzzi JL, *et al.* Circulation. 2007; 115: 3103-10. **32**. Ponikowski P, Voors AA, Anker SD, *et al.* Eur Heart J. 2016; 37: 2129-200. **33**. VIDAS® D-DIMER EXCLUSION™ II Package insert. **34**. Righini M, *et al.* J Thromb Haemost. 2007; 5: 1869-77. **35**. M.A. Rodger *et al.* Thrombosis Research 169 (2018) 82-86. **36**. VIDAS® High sensitive Troponin I Package insert.

bioMérieux S.A. • 69280 Marcy l'Etoile • France • Tel.: + 33 (0)4 78 87 20 00 • Fax: +33 (0)4 78 87 20 90  
[www.biomerieux.com](http://www.biomerieux.com) • [www.biomerieux-diagnostics.com](http://www.biomerieux-diagnostics.com)

BIOMÉRIEUX

# VIDAS® KUBE™

Enter a World of Simplicity

TRUSTED. ROBUST. UNIVERSAL.



PIONEERING DIAGNOSTICS



# VIDAS® KUBE™

## YOUR IMMUNOASSAY SOLUTION

Your lab immunoassay needs are evolving. You need to provide same-day, accurate results in a timely manner to ensure patient and clinician satisfaction remains high.

**Enter the world of simplicity with VIDAS® KUBE™** a truly flexible, cost-effective automated platform that provides rapid results in complete confidence. Scaling with ease, VIDAS® KUBE™ is a simple and reliable addition to your evolving lab!



## EASY IMPLEMENTATION

**Adding VIDAS® KUBE™ to your lab is simple, benefit from:**

- Accessible volume flexibility - up to 36 tests/hour per module
- Stackable benchtop design - 1-6 modules
- Minimum training & installation required
- Integrated computer for up to 2 modules

## INCREASED CONFIDENCE IN RESULTS

**VIDAS® KUBE™ ensures your lab has reliable and accurate results every time.**

- On-board Strip & SPR compatibility verification
- Optical sample detection
- Alerts in case of sample issues (leakage/clogging)
- Shared calibration between modules

**VIDAS® KUBE™ facilitates easy user adoption through its:**

- Intuitive & easy to use software interface
- Bi-directional LIS<sup>2</sup> connectivity
- Secure data with cybersecurity protection
- Full traceability (21CFR<sup>3</sup>, Audit trail)

## RECOGNIZED HIGH QUALITY SERVICE

**VIDAS® KUBE™ offers long-term peace of mind with:**

- Evolutive and adaptable training journey
- Optimized productivity with remote maintenance via VILINK® connectivity
- Reduced maintenance and controls (no need for QCV®<sup>1</sup>)

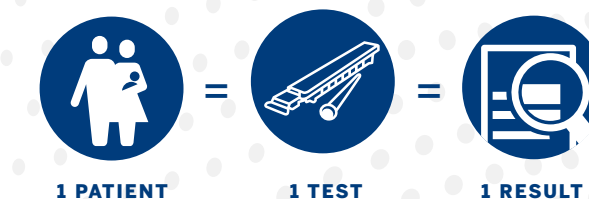
**VIDAS® KUBE™ adaptable automation will help your lab be more productive, more accurate, and more innovative - all in one simplified platform.**



## VIDAS® CONCEPT INSIDE


### UNIQUE SINGLE TEST CONCEPT

- Ready to use reagents with long shelf-life
- Everything is included in the kit



### BROAD ROUTINE TEST MENU WITH MORE THAN 80 ASSAYS

- Performance demonstrated in analytical studies\*
- VIDAS® Assay Solutions cover:
  - Emergency & Critical Care
  - Immunochemistry
  - Infectious Diseases



\*Please consult your local representative to find out more

<sup>1</sup> Quality Control VIDAS®  
<sup>2</sup> Laboratory Information System  
<sup>3</sup> Code of Federal Regulations

# THE WORLD OF VIDAS®

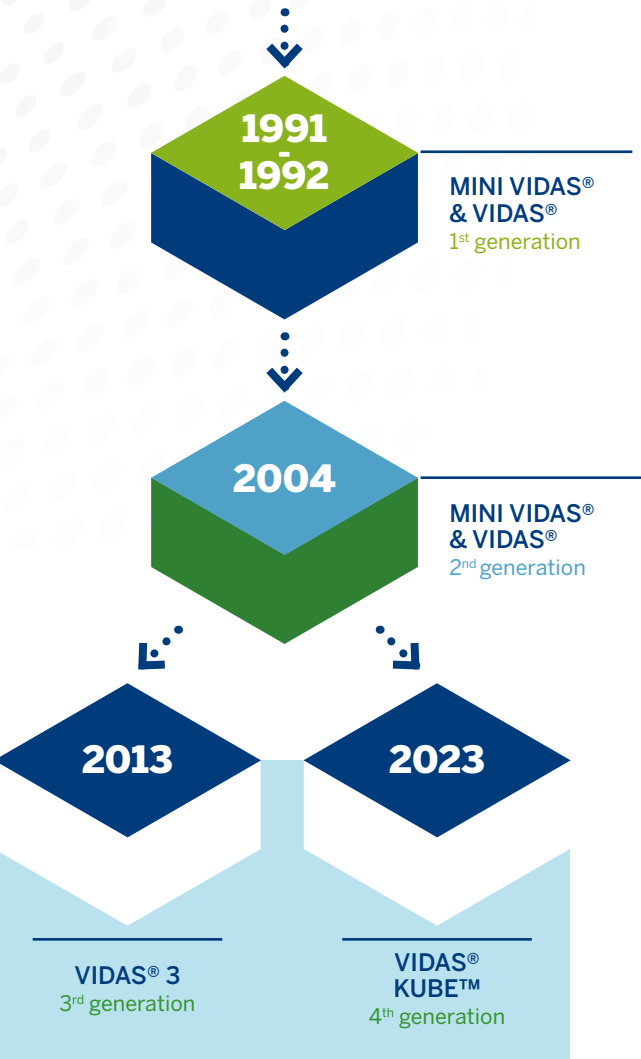
We understand your **evolving lab needs**, whether you are new to automation, or upgrading to advanced technology.

We recognize your need for **simple, built-to-last** solutions with excellent service to keep your lab up and running.

We designed VIDAS® KUBE™ so you could **benefit from advanced technology** while keeping everything labs appreciate about the recognized VIDAS® solution.

By partnering with bioMérieux, you gain **over 30 years** of worldwide experience in immunoassays.

OVER 3 DECADES  
OF INNOVATION



## INSTRUMENT SPECIFICATIONS

<b>VIDAS® KUBE™ References</b>	423 912 (single unit) 470 7576 (standard configuration)
<b>Weight</b>	23.7 kg (single unit)
<b>Dimensions</b>	L. 43.4 cm x H 32.1 cm x P 48.5 cm (single unit)
<b>Electrical</b>	100/240 V, 56-60Hz
<b>Power</b>	150 W
<b>Energy efficient</b>	Sleep mode; Programmable morning start up
<b>Operating temperature</b>	18-30°C
<b>Operating humidity</b>	20-80% relative humidity non-condensing
<b>Altitude maximum</b>	2700 m
<b>Sound level in operating mode</b>	≤ 70 dBa
<b>Usability criteria</b>	<ul style="list-style-type: none"><li>• Data purge: Automatic data archiving</li><li>• User safety during testing: Auto-locking of section doors</li><li>• Calibration setting: Modifiable</li></ul>

## PC specifications

An additional PC is required for the VIDAS® KUBE™ configuration from 3 to 6 modules.

<b>OS Configuration</b>	Windows 10
<b>CPU</b>	Intel Core i3 – 8100 3.6 GHz
<b>Memory</b>	27000 tests results Approx. 5 years of data
<b>RAM</b>	DDR4 - 16GB 2400 MHz
<b>Connectors</b>	USB port x 6 Ethernet port x 1 Display port (screen) x 1



08-2022 / 9322911 008/GB/Y / Document and/or pictures not legally binding. Modifications by bioMérieux can be made without prior notice / BIOMÉRIEUX the BIOMÉRIEUX logo and NEPHROCHECK, PIONEERING DIAGNOSTICS and VIDAS are used, pending and/or registered trademarks belonging to bioMérieux, or one of its subsidiaries or one of its companies. B•R•A•H•M•S PCT™ is the property of Thermo Fisher Scientific Inc. and its subsidiaries. / Any other name or trademark is the property of its respective owner. / VIDAS apparatus is a used, pending and/or registered Design belonging to bioMérieux or one of its subsidiaries or one of its companies / bioMérieux S.A. RCS Lyon 673 620 399 / Printed in France / **théra** / RCS Lyon B 398 160 242



# VIDAS® Assay Solutions

## EMERGENCY AND CRITICAL CARE

	Reference	Kit size
BACTERIAL INFECTION		
VIDAS B•R•A•H•M•S PCT™ (Procalcitonin)	30450 30450-30	60 tests 30 tests
CARDIOLOGY		
VIDAS NT-proBNP2	30458 30458-30	60 tests 30 tests
VIDAS High sensitive Troponin I	415386 415386-30	60 tests 30 tests
VIDAS Myoglobin	30446	30 tests
VIDAS CK-MB	30421	30 tests
VIDAS Digoxin	30603	60 tests
VENOUS THROMBOEMBOLISM / COAGULATION		
VIDAS D-Dimer Exclusion™ II	30455-02 30455-30	60 tests 30 tests
VIDAS Protein C	30115	30 tests
VIDAS vWF	30436	30 tests
ACUTE KIDNEY INJURY		
VIDAS NEPHROCHECK®*	421172-03	30 tests

## IMMUNOCHEMISTRY

	Reference	Kit size
THYROID		
VIDAS TSH	30400	60 tests
VIDAS TSH3	30441	60 tests
VIDAS FT4	30459	60 tests
VIDAS FT3	30402	60 tests
VIDAS T4	30404	60 tests
VIDAS T3	30403	60 tests
VIDAS Anti-Tg	30462	30 tests
VIDAS Anti-TPO	30461	30 tests
HORMONES / FERTILITY		
VIDAS AMH	417011	30 tests
VIDAS Estradiol II	30431	60 tests
VIDAS FSH	30407	60 tests
VIDAS LH	30406	60 tests
VIDAS HCG	30405	60 tests
VIDAS Prolactin	30410	60 tests
VIDAS Progesterone	30409	60 tests
VIDAS Testosterone II	414320	30 tests
VIDAS Cortisol S	30451-30	30 tests
TUMOUR MARKERS		
VIDAS TPSA	30428	60 tests
VIDAS FPSA	30440	30 tests
VIDAS CEA (S)	30453	60 tests
VIDAS AFP	30413	60 tests
VIDAS CA 15-3®	30429	30 tests
VIDAS CA 19-9™	30427	30 tests
VIDAS CA 125 II™	30426	30 tests
ALLERGY		
VIDAS Total IgE	30419	60 tests
BONE & MINERAL METABOLISM		
VIDAS PTH (1-84)	422010	30 tests
VIDAS 25 OH Vitamin D TOTAL	30463	60 tests
VIDAS Ferritin	30411	60 tests
VIDAS β2 Microglobulin	30420	30 tests

\* Only available on VIDAS® 3.  
Some references may vary according to the country and regulatory clearance in some countries may not have been obtained yet.  
Please contact your local bioMérieux representative for further information.

## INFECTIOUS DISEASES

	Reference	Kit size
COVID-19		
VIDAS SARS-COV-2 IgG II	424114	60 tests
VIDAS SARS-COV-2 IgG	423834	60 tests
VIDAS SARS-COV-2 IgM	423833	60 tests
TUBERCULOSIS		
VIDAS TB-IGRA*	423111	20 tests
VECTOR BORNE DISEASES		
VIDAS DENGUE NS1 Ag	423077	60 tests
VIDAS Anti-DENGUE IgM	423078	60 tests
VIDAS Anti-DENGUE IgG	423079	60 tests
VIDAS ANTI-CHIKUNGUNYA IGM	423229-30	30 tests
VIDAS ANTI-CHIKUNGUNYA IGG	423230-30	30 tests
VIDAS Lyme IgM	30319	60 tests
VIDAS Lyme IgG	30320	60 tests
HEPATITIS		
VIDAS HAV IgM	30307	30 tests
VIDAS Anti-HAV Total	30312	30 tests
VIDAS HBs Ag Ultra	30315	60 tests
VIDAS HBs Ag Ultra Confirmation	30317	30 tests
VIDAS Anti-HBs Total II	30318	60 tests
VIDAS Anti-HBc Total II	30314	60 tests
VIDAS HBc IgM II	30439	30 tests
VIDAS HBe/Anti-HBe	30305	30 tests
VIDAS Anti-HCV	30308	60 tests
VIDAS Anti-HEV IgM	418115	30 tests
VIDAS Anti-HEV IgG	418116	30 tests
HIV		
VIDAS HIV DUO Ultra	30443	60 tests
VIDAS HIV DUO Quick	30447	60 tests
VIDAS HIV P24 II	30117	30 tests
VIDAS HIV P24 II Confirmation	30444	60 tests
ToRC		
VIDAS TOXO IgM	30202	60 tests
VIDAS TOXO IgG II	30210	60 tests
VIDAS TOXO IgG Avidity	30222	30 tests
VIDAS TOXO Competition	30211	60 tests
VIDAS CMV IgM	30205	30 tests
VIDAS CMV IgG	30204	60 tests
VIDAS CMV IgG Avidity II	413557	30 tests
VIDAS RUB IgM	30214	30 tests
VIDAS RUB IgG II	30221	60 tests
ADDITIONAL SEROLOGIES		
VIDAS EBV VCA IgM	30237	30 tests
VIDAS EBV EBNA IgG	30235	30 tests
VIDAS EBV VCA/EA IgG	30236	30 tests
VIDAS Mumps IgG	30218	60 tests
VIDAS Measles IgG	30219	60 tests
VIDAS Varicella-Zoster IgG	30217	60 tests
VIDAS <i>H. pylori</i> IgG	30192	30 tests
ANTIGEN DETECTION		
VIDAS <i>C. difficile</i> Toxin A & B	30118	60 tests
VIDAS <i>C. difficile</i> GDH	30125	60 tests

- Single-test format
- Ready-to-use reagents
- Single reference per parameter:  
standard, control and diluent included in the kit.